


Vario Clippix

PART#	NOMINAL DEPTH	NOMINAL OPENING	CLAMPING PRESSURE
XV3-50	2	up to 4"	Variable

Features:

- Jaws can be adjusted to create up to a 4" opening
- Comfort grip handles
- Soft jaw pads to prevent marring of work



Cutting Blades

PART#	LENGTH	CUTTING EDGE	BLADE STYLE
D48A-BE	10	2	Offset

Features:

- Stainless steel construction
- Cuts a wide range of materials
- Spring opens cutting blades automatically
- Ergonomically designed handles to lower fatigue from use



Wood Handscrew Clamps

PART#	JAW LENGTH	MAX. JAW OPENING	THROAT DEPTH	SPINDLE DIAMETER
HS-6	6	3	3	5/16
HS-10	10	7	5	7/16

Features:

- Strong and durable
- Over-sized handles built for comfort
- Treated metal to prevent rust
- Easy to disassemble for repairs



BESSEY

K Body® Clamp

PART#	NOMINAL THROAT	NOMINAL OPENING	NOMINAL RAIL SIZE	NOMINAL PRESSURE
K3.512	3-1/2	12	1-1/8 x 3/8	1,000 lbs
K3.524	3-1/2	24	1-1/8 x 3/8	1,000 lbs
K3.531	3-1/2	31	1-1/8 x 3/8	1,000 lbs
K3.540	3-1/2	40	1-1/8 x 3/8	1,000 lbs
K3.550	3-1/2	50	1-1/8 x 3/8	1,000 lbs
K3.560	3-1/2	60	1-1/8 x 3/8	1,000 lbs
K3.582	3-1/2	82	1-1/8 x 3/8	1,000 lbs
K3.598	3-1/2	98	1-1/8 x 3/8	1,000 lbs



The perfect tool any woodworker could ever want when they need to keep their projects level. Unique construction and built in components make the K Body very versatile and durable tool that's simply "unparallel" to anything else like it. The K Body can also double as a spacing tool.

LM™ General Purpose Clamps

PART#	NOMINAL THROAT	NOMINAL OPENING	NOMINAL RAIL SIZE	NOMINAL PRESSURE
LM2.004	2	4	19/32 x 7/32	330 LBS
LM2.012	2	12	19/32 x 7/32	330 LBS

These particular clamps are designed to be a more economical and universal tool when compared to their more powerful brothers. Great for on the job use with the ability to hold and tighten a wide variety of objects that can assist the typical woodworker.



K Body Extender

PART#	DESCRIPTION
KBPT-4	K Body Tail Piece (Set of 4)




K Body Kits

PART#	DESCRIPTION
KBK2440	Bessey Cabinet Door Kit (Small)

Features:

- Includes (2) 24" clamps, (2) 40" clamps and (1) 4 piece KP Block Set



KP Framing System: Rail & Stile Jig

PART#	DESCRIPTION	APPROX. WEIGHT
KP Blocks	KP Blocks (4 per Set)	0.25 LBS

Packaged 4 to a set, these glue-resistant blocks can be used on any K Body clamps that range from 12" to 98". Designed for use on projects such as cabinets, picture frames, raised panel doors among other things.

Steel Spring Clamps

PART#	DESCRIPTION
XM3	1" Steel Spring Clamp
XM5	2" Steel Spring Clamp
XM7	3" Steel Spring Clamp

BESSEY

Tradesmen™ Bar Clamps

PART#	NOMINAL THROAT	NOMINAL OPENING	NOMINAL RAIL SIZE	NOMINAL PRESSURE
TGJ2.506	2-1/2	6	1 x 1/4	600 lbs.
TGJ2.512	2-1/2	12	1 x 1/4	600 lbs.
TGJ2.524	2-1/2	24	1 x 1/4	600 lbs.
TGJ2.536	2-1/2	36	1 x 1/4	600 lbs.
TG4.008	4	8	1 x 5/16	880 lbs.
TG5.512	5-1/2	12	1-1/4 x 3/8	1320 lbs.
TG7.016	7	16	1-1/4 x 3/8	1320 lbs.

Features:

- Large clamping surface which reduces dimpling
- Large wooden handle that provides smaller amounts of effort without lacking in comfort
- Special non-marring plastic caps to help protect work surface
- All models listed come equipped with the 2K handle



WS Angle Clamps

PART#	DIFFERENTIAL MATERIAL THICKNESS	UNIFORM MATERIAL THICKNESS	CLEARANCE FOR T-JOINTS
WS-3	Side One: 7/8 Side Two: 2-1/2	Side One: 2 Side Two: 2	1-1/8

Features:

- Designed to always keep material aligned at a 90° angle
- Compact and easy to store
- Built to allow for gluing or stapling clamped objects together



ALL MEASUREMENTS ARE IN INCHES UNLESS NOTED OTHERWISE

Portable Vise Clamp

PART#	NOMINAL OPENING	NOMINAL WIDTH
S-15	6	3-5/8

Features:

- Excellent for clamping and holding odd shaped objects
- For home, hobby or recreational use
- Removable guide bars
- Lightweight and easy to take from one workstation to another



Professional One-Hand Edge Clamp

PART#	NOMINAL THROAT	NOMINAL OPENING
EKT-55	3	2-1/8

Features:

- Lightweight, aluminum frame
- Adjustable pressure plate to provide additional pressure
- Reinforced clamping jaws
- Large opening, capable of clamping objects up to 2-1/8" thick



Variable Angle Strap Clamp™

PART#	STRAP WIDTH	STRAP LENGTH
VAS-23	1	23 Feet
VAC-6	set of 6 additional clips	

Features:

- Can clamp anything that angles between 60° - 180°
- Strap spool to help keep excess safely tucked away when not needed.
- Easy-to-use strap lock
- Can handle both lightweight and heavyweight tasks



KliKlamp

PART#	NOMINAL THROAT	NOMINAL OPENING	NOMINAL PRESSURE
KLI3.008	3	8	330 lbs
KLI3.012	3	12	330 lbs

Features:

- Powerful grip
- Extremely lightweight
- Provides up to 330 lbs of pressure
- Sturdy construction



Deep Reach Clamps

PART#	NOMINAL THROAT	NOMINAL OPENING
CDS 24-12WP	12	24

Features:

- I-beam designed rail to reduce the risk of flexing or bending
- Long, ergonomically designed handle
- Non-marring pads
- Zinc-finished rail to prevent black marks from appearing on wood.



"Big Orange" Hammer

PART#	DESCRIPTION
790	10 oz. Big Orange Hammer
791	16 oz. Big Orange Hammer
792	22 oz. Big Orange Hammer



Solid Surface Professional Seaming Tool

PART#	NOMINAL SPAN	NOMINAL WIDTH	NOMINAL LENGTH	NOMINAL PRESSURE
PS55	2.1	5.1	9.4 - 11.6	48.5 Lbs



Cutter Knives

PART#	DESCRIPTION
D-BKPH	Cutter Knife w/ Plastic Handle

Features (D-BKPH):

- Tool free blade changing system
- Storage compartment for extra blades
- Small, compact design
- Includes blet clip



Ratchet Action Lever Clamps

PART#	NOMINAL THROAT	NOMINAL OPENING	NOMINAL PRESSURE
LC-8	4	8	770 lbs.

Features:

- Quick trigger instantly releases clamping pressure
- Perfect for clamping projects where routers or jig saws may be used
- Vibration-proof keeps the clamp where you need it



Tradesmen Staircase Clamp

PART#	THROAT DEPTH	LENGTH	MAXIMUM PRESSURE
TSC4.516	4-3/4	16	1800 lbs.

Features:

- Modified 1800 Series Clamp
- Durable aluminum handle
- Replaces the need to hand tighten
- Handle uses wrench, air tool sockets and ratchets to improve production in high volume shops



UniKlamp

PART#	NOMINAL THROAT	NOMINAL OPENING	NOMINAL PRESSURE
UK3.012	3-1/8	12	550 lbs
UK3.018	3-1/8	18	550 lbs

Features:

- Doubles as a spreader
- Evenly distributes force across entire clamping surface
- Steel rail construction resistant to bending and flexing
- Comfort grip wooden handles




Irregular Angle Clamp Set

PART#	DESCRIPTION
ES SET	Includes two blocks and two caps

Features:

- Ball and socket system
- Applies direct pressure to any angle between 15° - 180°
- Sets come with two pressure caps and two clamping blocks
- Works with the TGK series



Jamacc™ Pipe Clamp Fixtures

PART#	DESCRIPTION	PIPE DIAMETER
PC-34	Pipe Clamp	3/4
BPC-H34	Stand up Pipe Clamp	3/4

Features:

- Pipe not included
- Plated spindles to prevent rust and corrosion
- Large handle
- Automatically grips pipe



PC-34 shown

Clutch Clamps

PART#	NOMINAL THROAT	NOMINAL OPENING
GSCC3.512	3.5	12
GSCC3.518	3.5	18
GSCC3.524	3.5	24

Features:

- Zinc-finished rail
- Clutch plate system (2 pieces)
- Top and bottom jaws come with protective pads
- Wooden handle



DuoKlamp

PART#	DESCRIPTION
DUO30-8	3-1/4" x 12" (One Handed)

Features:

- Easily change from clamping to spreading with one hand
- Capable of clamping both rounded and pointed work pieces
- 12" capacity with 800 lbs of clamping and spreading force
- Pump lever designed for easier clamping or spreading
- Quick release jaws



Vises

PART#	DESCRIPTION
BV-W711	7" Woodworking Vice with 11" Capacity
BV-W911	9" Woodworking Vice with 11" Capacity

Features:

- Oversized handle
- 11" jaw opening
- Gray iron castings
- Quick release system

